


# MODEL 62

## 1/4" Diameter

### Single Turn

### Cermet Trimming

### Potentiometer



1

#### ELECTRICAL

Standard Resistance Range, Ohms	10 to 1Meg
Standard Resistance Tolerance	±10% (<100 Ohms = ±20%)
Input Voltage, Maximum	200 Vdc or rms not to exceed power rating
Slider Current, Maximum	100mA or within rated power, whichever is less
Power Rating, Watts	0.5 at 70°C derating to 0 at 125°C
End Resistance, Maximum	2 Ohms
Actual Electrical Travel, Nominal	220°
Dielectric Strength	600Vrms
Insulation Resistance, Minimum	100 Megohms
Resolution	Essentially infinite
Contact Resistance Variation, Maximum	1% or 1 Ohm, whichever is greater

#### ENVIRONMENTAL

Seal	85°C Fluorinert® (No Leaks)
Temperature Coefficient, Maximum	±100ppm/°C
Operating Temperature Range	-55°C to +125°C
Thermal Shock	5 cycles, -55°C to +125°C (1% ΔRT, 1% ΔVR)
Moisture Resistance	Ten 24 hour cycles (1% ΔRT, IR 100 Megohms Min.)
Shock, 6ms Sawtooth	100G's (1% ΔRT, 1% ΔVR)
Vibration	20G's, 10 to 2,000 Hz (1% ΔRT, 1% ΔVR)
High Temperature Exposure	250 hours at 125°C (2% ΔRT, 2% ΔVR)
Rotational Life	200 cycles (2% ΔRT)
Load Life at 0.5 Watts	1,000 hours at 70°C (2% ΔRT)
Resistance to Solder Heat	260°C for 10 sec. (1% ΔRT)

#### MECHANICAL

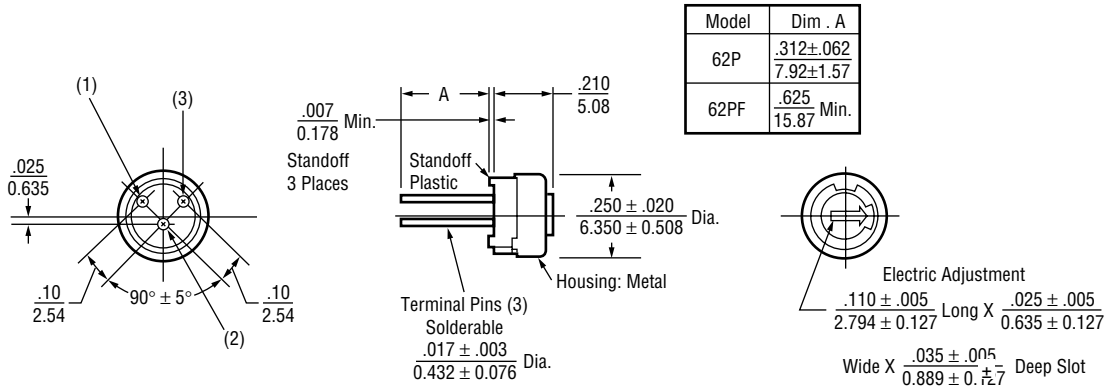
Mechanical Stops	Solid
Torque, Starting Maximum	3 oz.-in. (0.021 N-m)
Weight, Nominal	.02 oz. (0.60 grams)

Fluorinert® is a registered trademark of 3M Company.  
 Specifications subject to change without notice.



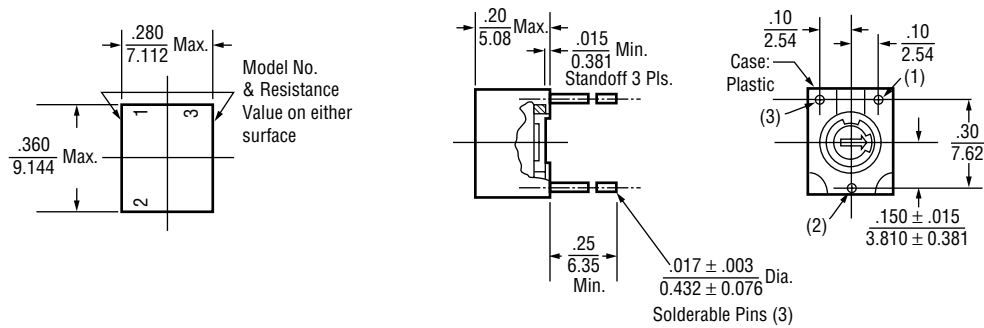
**TOP ADJUSTMENT (Inch/mm)**

**Model 62P, 62PF**

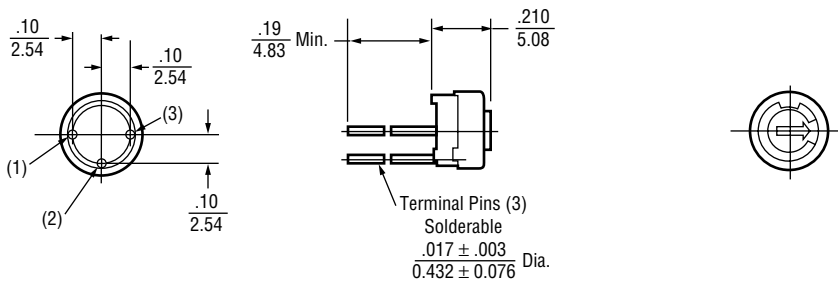


Note: Model 62P dimensions applicable to all models except as noted.

**Model 62B**



**Model 62M**



## STANDARD RESISTANCE VALUES, OHMS

10	200	5K	50K	500K
20	500	10K	100K	1Meg
50	1K	20K	200K	
100	2K	25K	250K	

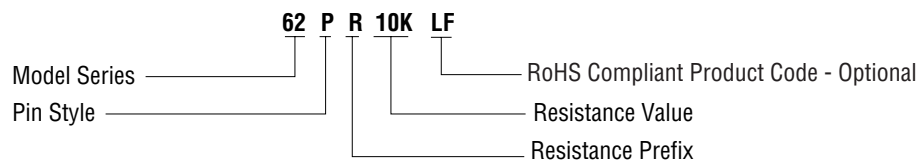
1

## PACKAGING

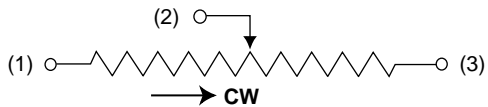
**Standard:** Plastic Bags  
Capacity = 100 Units

## ORDERING INFORMATION

**Standard:**



## CIRCUIT DIAGRAM



## NOTES

Metric equivalents, based on 1 inch = 25.4mm are rounded to the same number of significant figures as in the original English units and are provided for general information only.

Tolerances unless otherwise specified:  
Linear = ± .01 inches (.25mm)  
Angular = ± 2 degrees

